




My Report





Last Modified: 03/09/2014

1. How would you best describe your district?

#	Answer	Bar	Response	%
1	Rural		7	64%
2	Suburban		2	18%
3	Urban		2	18%
	Total		11	

Statistic	Value
Min Value	1
Max Value	3
Mean	1.55
Variance	0.67
Standard Deviation	0.82
Total Responses	11

2. How would you describe your current position?

#	Answer	Bar	Response	%
1	Superintendent		6	55%
2	Assistant Superintendent		3	27%
3	Personnel Director		0	0%
4	Director of Special Education		1	9%
5	Director of Curriculum		0	0%
6	Principal		1	9%
7	Assistant Principal		0	0%
8	Recruiter		0	0%
9	Teacher		0	0%
10	Other		0	0%
	Total		11	

Statistic	Value
Min Value	1
Max Value	6
Mean	2.00
Variance	2.60
Standard Deviation	1.61
Total Responses	11

3. What area did the new employees from IUP fill within your district (Please select all that apply)?

#	Answer	Bar	Response	%
1	Art Education		2	25%
2	Biology Education		0	0%
3	Business Education		0	0%
4	Chemistry Education		0	0%
5	Deaf Education		0	0%
6	Early Childhood		4	50%
7	Special Education		3	38%
8	Earth and Space Science Education		0	0%
9	English Education		1	13%
10	Family and Consumer Education		0	0%
11	Health and Physical Education		0	0%
12	Mathematics Education		0	0%
13	Middle Level Education		0	0%
14	Music Education		2	25%
15	Physics Education		0	0%
16	Social Studies Education		0	0%
17	Spanish Education		1	13%
18	Speech-Language Pathology		1	13%
19	Instructional Technologist		1	13%
20	Curriculum and Instruction		0	0%
21	Superintendent		0	0%
22	Principal		0	0%
23	Reading Specialist		0	0%
24	Drivers Education		0	0%
25	School Counselor		0	0%
26	School Psychologist		0	0%
27	Vocational Education		0	0%
28	Elementary School Counselor K-6		0	0%
29	Secondary School Counselor 7-12		0	0%
30	School Psychologist K-12		0	0%
31	Principal K-12		1	13%
32	District Superintendent		1	13%
33	Vocational Instructor I		0	0%
34	Comprehensive Vocational Education Supervisor		0	0%
35	Curriculum and Instruction Supervisor		0	0%
36	Vocational Administrative Director		0	0%
37	French Education		0	0%

Statistic	Value
Min Value	1
Max Value	32
Total Responses	8

4. Knowledge of Content

#	Question		1	2	3	4	5	Total Responses	Mean
1	Extent of Preparation	0	0	0	0	7	1	8	5.13

Statistic	Extent of Preparation
Min Value	5
Max Value	6
Mean	5.13
Variance	0.13
Standard Deviation	0.35
Total Responses	8

5. Knowledge of Pedagogy

#	Question		1	2	3	4	5	Total Responses	Mean
1	Extent of Preparation	0	0	0	1	6	1	8	5.00

Statistic	Extent of Preparation
Min Value	4
Max Value	6
Mean	5.00
Variance	0.29
Standard Deviation	0.53
Total Responses	8

6. Skill in the preparation of instruction goals that are worthwhile, clear, and appropriate to diverse learners

#	Question		1	2	3	4	5	Total Responses	Mean
1	Extent of Preparation	0	0	0	2	4	2	8	5.00

Statistic	Extent of Preparation
Min Value	4
Max Value	6
Mean	5.00
Variance	0.57
Standard Deviation	0.76
Total Responses	8

7. Use of assessment practices that are based upon standards, instructional goals, and instructional adaptations

#	Question		1	2	3	4	5	Total Responses	Mean
1	Extent of Preparation	0	0	1	2	3	2	8	4.75

Statistic	Extent of Preparation
Min Value	3
Max Value	6
Mean	4.75
Variance	1.07
Standard Deviation	1.04
Total Responses	8

8. Create a classroom environment based upon respect and rapport

#	Question		1	2	3	4	5	Total Responses	Mean
1	Extent of Preparation	0	0	0	1	3	4	8	5.38

Statistic	Extent of Preparation
Min Value	4
Max Value	6
Mean	5.38
Variance	0.55
Standard Deviation	0.74
Total Responses	8

9. Effectively manage classroom procedures

#	Question		1	2	3	4	5	Total Responses	Mean
1	Extent of Preparation	0	0	0	1	5	2	8	5.13

Statistic	Extent of Preparation
Min Value	4
Max Value	6
Mean	5.13
Variance	0.41
Standard Deviation	0.64
Total Responses	8

10. Manage student behavior

#	Question		1	2	3	4	5	Total Responses	Mean
1	Extent of Preparation	0	0	0	2	2	4	8	5.25

Statistic	Extent of Preparation
Min Value	4
Max Value	6
Mean	5.25
Variance	0.79
Standard Deviation	0.89
Total Responses	8

11. Organize classroom physical space

#	Question		1	2	3	4	5	Total Responses	Mean
1	Extent of Preparation	0	0	0	0	4	4	8	5.50

Statistic	Extent of Preparation
Min Value	5
Max Value	6
Mean	5.50
Variance	0.29
Standard Deviation	0.53
Total Responses	8

12. Oral communication is clear and accurate

#	Question		1	2	3	4	5	Total Responses	Mean
1	Extent of Preparation	0	0	0	0	6	2	8	5.25

Statistic	Extent of Preparation
Min Value	5
Max Value	6
Mean	5.25
Variance	0.21
Standard Deviation	0.46
Total Responses	8

13. Written communication is clear and accurate

#	Question		1	2	3	4	5	Total Responses	Mean
1	Extent of Preparation	0	0	0	0	6	2	8	5.25

Statistic	Extent of Preparation
Min Value	5
Max Value	6
Mean	5.25
Variance	0.21
Standard Deviation	0.46
Total Responses	8

14. Reflect on teaching

#	Question		1	2	3	4	5	Total Responses	Mean
1	Extent of Preparation	0	0	1	2	3	3	9	4.89

Statistic	Extent of Preparation
Min Value	3
Max Value	6
Mean	4.89
Variance	1.11
Standard Deviation	1.05
Total Responses	9

15. Maintain accurate records

#	Question		1	2	3	4	5	Total Responses	Mean
1	Extent of Preparation	0	0	1	0	5	3	9	5.11

Statistic	Extent of Preparation
Min Value	3
Max Value	6
Mean	5.11
Variance	0.86
Standard Deviation	0.93
Total Responses	9

16. Communicate with families

#	Question		1	2	3	4	5	Total Responses	Mean
1	Extent of Preparation	0	0	1	1	3	3	8	5.00

Statistic	Extent of Preparation
Min Value	3
Max Value	6
Mean	5.00
Variance	1.14
Standard Deviation	1.07
Total Responses	8

17. Contribute professionally to the school and the district

#	Question		1	2	3	4	5	Total Responses	Mean
1	Extent of Preparation	0	0	1	3	2	3	9	4.78

Statistic	Extent of Preparation
Min Value	3
Max Value	6
Mean	4.78
Variance	1.19
Standard Deviation	1.09
Total Responses	9

18. Demonstrate professionalism

#	Question		1	2	3	4	5	Total Responses	Mean
1	Extent of Preparation	0	0	0	1	3	5	9	5.44

Statistic	Extent of Preparation
Min Value	4
Max Value	6
Mean	5.44
Variance	0.53
Standard Deviation	0.73
Total Responses	9

19. Demonstrate desire for growth

#	Question		1	2	3	4	5	Total Responses	Mean
1	Extent of Preparation	0	0	1	0	3	5	9	5.33

Statistic	Extent of Preparation
Min Value	3
Max Value	6
Mean	5.33
Variance	1.00
Standard Deviation	1.00
Total Responses	9

20. Commitment to equity

#	Question		1	2	3	4	5	Total Responses	Mean
1	Extent of Preparation	0	0	1	0	5	3	9	5.11

Statistic	Extent of Preparation
Min Value	3
Max Value	6
Mean	5.11
Variance	0.86
Standard Deviation	0.93
Total Responses	9

21. High expectations for all students

#	Question		1	2	3	4	5	Total Responses	Mean
1	Extent of Preparation	0	0	1	0	4	4	9	5.22

Statistic	Extent of Preparation
Min Value	3
Max Value	6
Mean	5.22
Variance	0.94
Standard Deviation	0.97
Total Responses	9

22. Interaction with students in developmentally appropriate ways

#	Question		1	2	3	4	5	Total Responses	Mean
1	Extent of Preparation	0	0	1	0	5	3	9	5.11

Statistic	Extent of Preparation
Min Value	3
Max Value	6
Mean	5.11
Variance	0.86
Standard Deviation	0.93
Total Responses	9

23. Accommodate students with special needs

#	Question		1	2	3	4	5	Total Responses	Mean
1	Extent of Preparation	0	0	1	3	2	3	9	4.78

Statistic	Extent of Preparation
Min Value	3
Max Value	6
Mean	4.78
Variance	1.19
Standard Deviation	1.09
Total Responses	9

24. Appropriately use technology

#	Question		1	2	3	4	5	Total Responses	Mean
1	Extent of Preparation	0	0	1	1	4	3	9	5.00

Statistic	Extent of Preparation
Min Value	3
Max Value	6
Mean	5.00
Variance	1.00
Standard Deviation	1.00
Total Responses	9

25. Professional Ethics

#	Question		1	2	3	4	5	Total Responses	Mean
1	Extent of Preparation	0	0	1	0	3	5	9	5.33

Statistic	Extent of Preparation
Min Value	3
Max Value	6
Mean	5.33
Variance	1.00
Standard Deviation	1.00
Total Responses	9

26. Leadership

#	Question		1	2	3	4	5	Total Responses	Mean
1	Extent of Preparation	0	0	1	3	2	3	9	4.78

Statistic	Extent of Preparation
Min Value	3
Max Value	6
Mean	4.78
Variance	1.19
Standard Deviation	1.09
Total Responses	9

27. Enthusiasm

#	Question		1	2	3	4	5	Total Responses	Mean
1	Extent of Preparation	0	0	1	0	3	5	9	5.33

Statistic	Extent of Preparation
Min Value	3
Max Value	6
Mean	5.33
Variance	1.00
Standard Deviation	1.00
Total Responses	9

28. Please note below any strengths or weaknesses you observed in our graduates. Please add any additional comments here as well.

Text Response
Your speech therapy program has produced excellent graduates as well, although we have not had openings to hire any in the past two years - just wanted to add that. Ironically, we have not seen as high caliber preparation in the special education certified teachers we've interviewed in the past year. That has been a traditionally high quality program, so it may have just been a fluke with the applicants last year.

Statistic	Value
Total Responses	1

29. Do we have your permission to contact you for additional comments?

#	Answer	Bar	Response	%
1	Yes		5	56%
2	No		4	44%
	Total		9	

Statistic	Value
Min Value	1
Max Value	2
Mean	1.44
Variance	0.28
Standard Deviation	0.53
Total Responses	9

30. If yes, please indicate how we can contact you.

Text Response	
412-344-2077 Superintendent's office	
phone or email	
jcekada@gjsd.net	
724-694-1405 or cwalters@wiu.k12.pa.us	

Statistic	Value
Total Responses	4